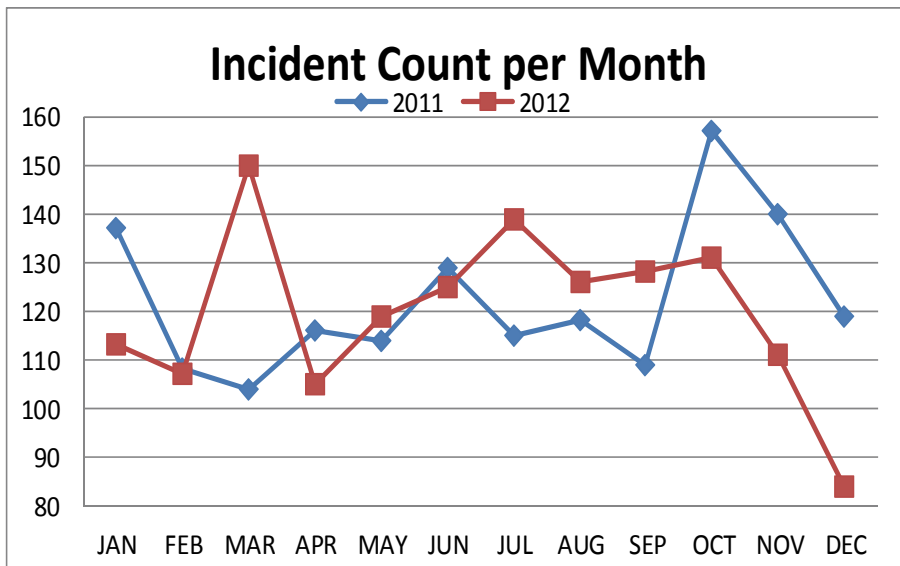
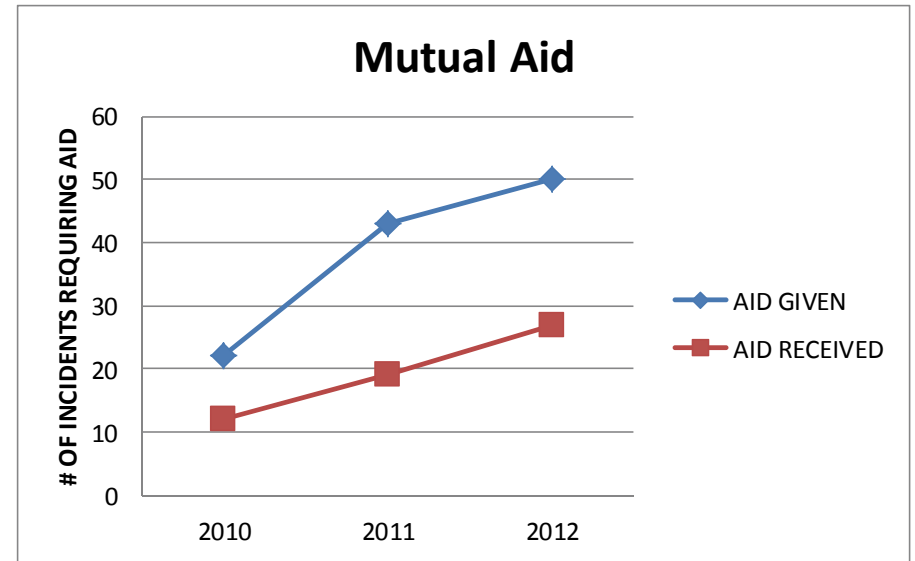


# Evans Fire Protection District

## 2012 Year End Report

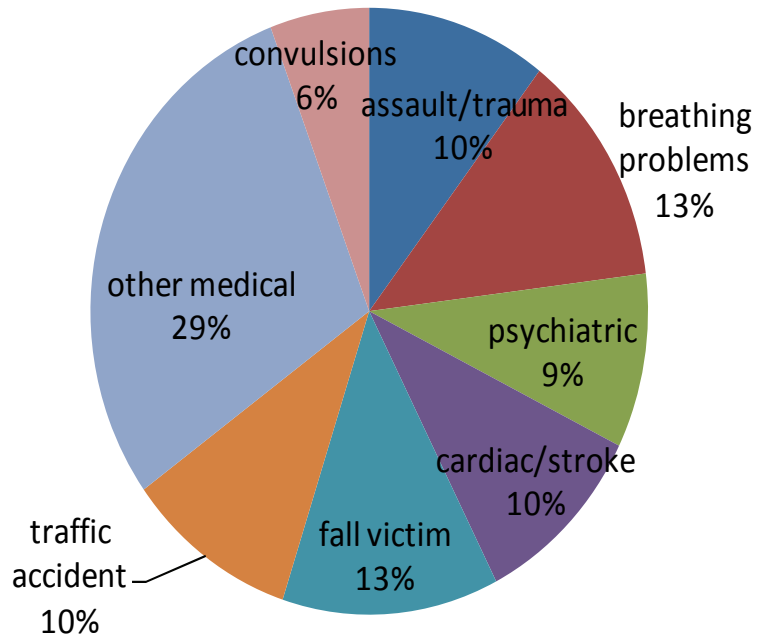


INCIDENT TYPE	2012
False Call	80
Fire	68
Good Intent	190
Hazardous Condition	29
Rescue & EMS	1010
Service	105
<b>Total Incidents</b>	<b>1482</b>



Key Performance Indicators	2012	2011
Average Response Time	5:59 minutes	5:48 minutes
Total Fire Loss	\$60,750	\$125,800
Average Training Hours per Personnel	125 hours	94 hours

# Medical Incidents 2012



CONCURRENT INCIDENTS	2012	2011
Number of overlapping incidents — new call received before previous scene was cleared	236	216
Percent of total incidents that overlapped	15.92%	14.81%

STAFFING LEVELS	5+ on-duty	6+ on-duty
October	68%	36%
November	47%	30%
December	50%	26%

