

## 2019 Financial Update

*unaudited expenses and revenues through March 31, 2019*

General Revenue			
Budget	Revenue Collected YTD	revenue to be collected	
\$ 4,492,390	\$ 859,790	\$ 3,632,600	80.86%

Impact Fees			
Budget	Fees Collected YTD	revenue to be collected	
\$ 50,000	\$ -	\$ 50,000	
YTD Interest Earned on Fees		\$ 841.39	100.00%

COLOTRUST			
Deposits	Interest Earned YTD	Ending Balance	
\$ 575,000	\$ 3,601	\$ 578,601	

Administration		
Budget	Expense YTD	Remaining Budget
\$ 296,550	\$ 123,419	\$ 173,131
		58.38%

Operations		
Budget	Expense YTD	Remaining Budget
\$ 104,750	\$ 17,480	\$ 87,270
		83.31%

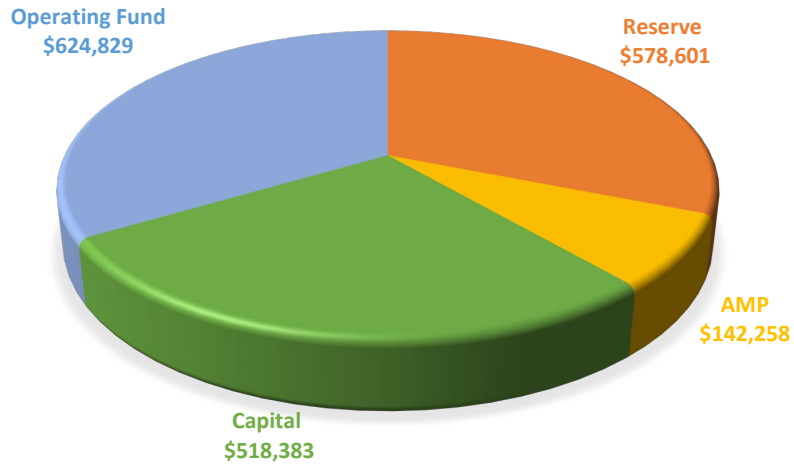
Personnel		
Combined Total	Combined YTD	Combined remaining
\$ 1,990,987	\$ 428,557	\$ 1,562,430
		78.48%

Equipment Maint		
Budget	Expense YTD	Remaining Budget
\$ 76,600	\$ 16,998	\$ 59,602
		77.81%

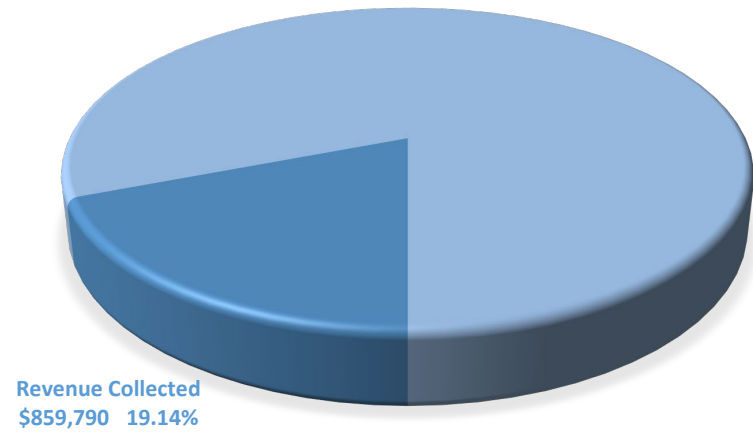
### March 2019 expenses in excess of \$1,000

Atmos Energy		\$ 1,356
Becker Safety	hose	\$ 5,406
Dive Rescue Intl	water rescue gear	\$ 2,442
Emergency Medical Products	med bags	\$ 1,448
Emergency Services Consulting Intl	master plan study	\$ 3,644
Ottem Electronics	station tones reprogram	\$ 4,077
Tortuga Bay	wisdom computer	\$ 1,200
Training	GFOA	\$ 1,141

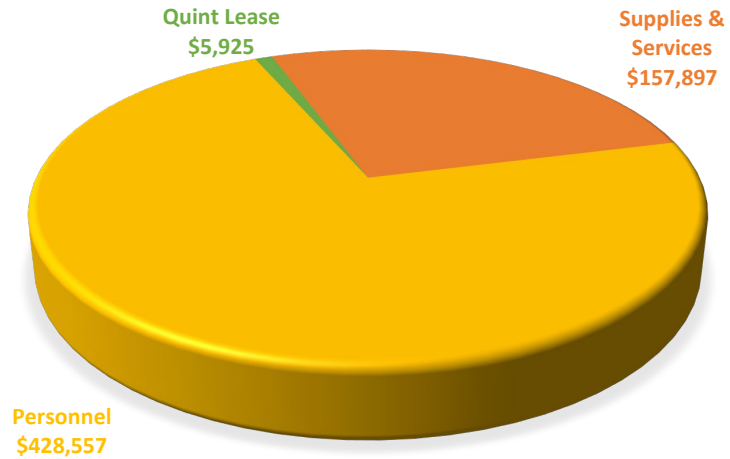
Cash on Hand



YTD Revenue



YTD Expenses



YTD Personnel

