

2019 Financial Update

unaudited expenses and revenues through May 31, 2019

General Revenue		
Budget	Revenue Collected YTD	revenue to be collected
\$ 4,492,390	\$ 3,245,239	\$ 1,247,151
		27.76%

Impact Fees		
Budget	Fees Collected YTD	revenue to be collected
\$ 50,000	\$ 31,428	\$ 18,572
YTD Interest Earned on Fees \$ 1,125		37.14%

COLOTRUST		
Deposits	Interest Earned YTD	Ending Balance
\$ 1,675,000	\$ 6,220	\$ 1,681,220

Administration		
Budget	Expense YTD	Remaining Budget
\$ 296,550	\$ 178,365	\$ 118,185
		39.85%

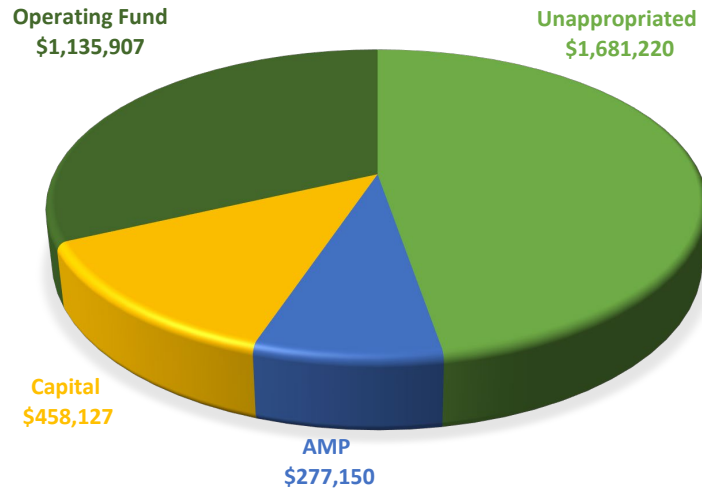
Operations		
Budget	Expense YTD	Remaining Budget
\$ 104,750	\$ 34,470	\$ 70,280
		67.09%

Personnel		
Combined Total	Combined YTD	Combined remaining
\$ 1,990,987	\$ 816,529	\$ 1,174,458
		58.99%

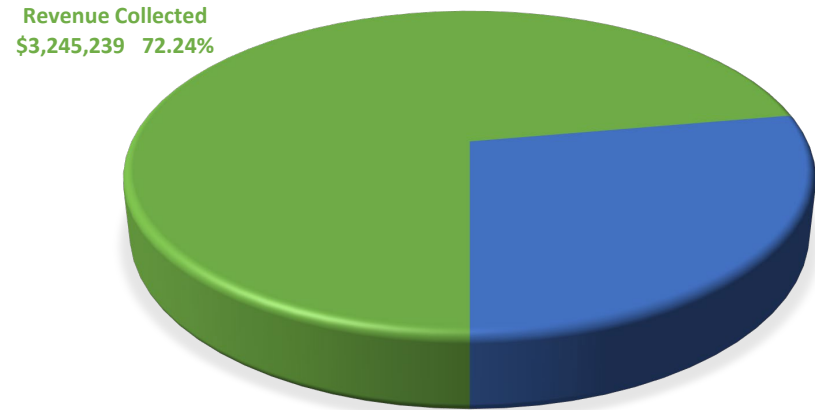
Equipment Maint		
Budget	Expense YTD	Remaining Budget
\$ 76,600	\$ 21,603	\$ 54,997
		71.80%

May 2019 expenses in excess of \$1,000		
Gasaway Consulting Group	safety presentation	\$ 1,000
Gold Label Door	bay door repairs	\$ 1,156
Professional Health Services	annual physicals	\$ 8,930

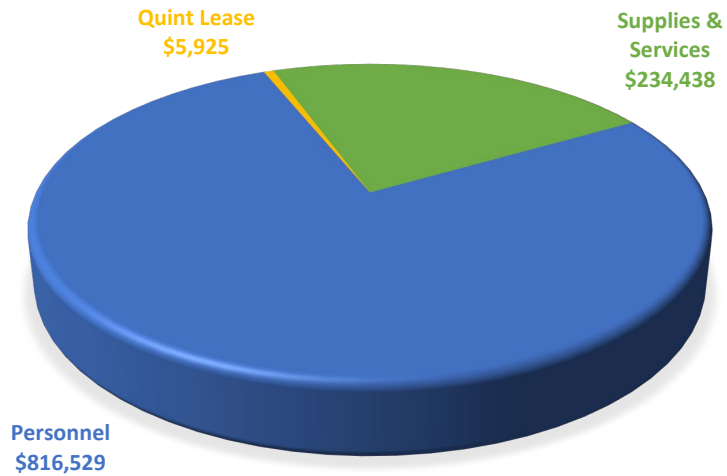
Cash on Hand



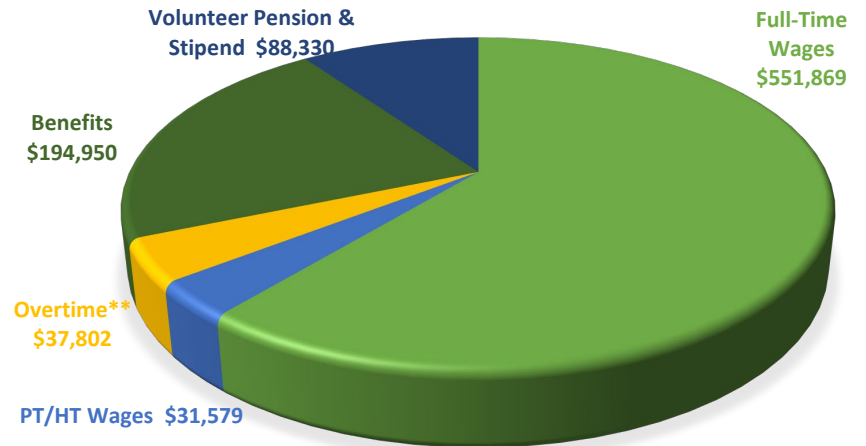
YTD Revenue



YTD Expenses



YTD Personnel



**Overtime includes Acting Officer, Training, Staffing, and OT for meetings and projects